

# KTSL4001M/MN



www.kontakledlight.com

## 简述

灯体材质: 铝合金压铸成型  
光学部件: 模块式配光透镜, 超白钢化玻璃  
电器板: 电镀锌铁板, 按钮式自动脱卸扣紧器  
电器: 开合断路器连接器  
表面处理: 防紫外线纯聚酯塑粉喷涂  
安装高度: 6-10m  
固定方式: Ø60 / Ø76钢管侧装或竖装, 角度可调

## Description

Body: Die-cast aluminium.  
Optical system: Adopt modular light distribution lens, diffuser with super white tempered glass.  
Gear plate: Galvanized steel plate, button design for opened device.  
Electric: Quick on/off connector when be open.  
Finishing: Surface anti-ageing electrostatic spray processing, super resistance to corrosion.  
Assembling height: 6-10m.  
Fixing: Top or side fitting Ø60mm or Ø76mm, angle can be adjustable.

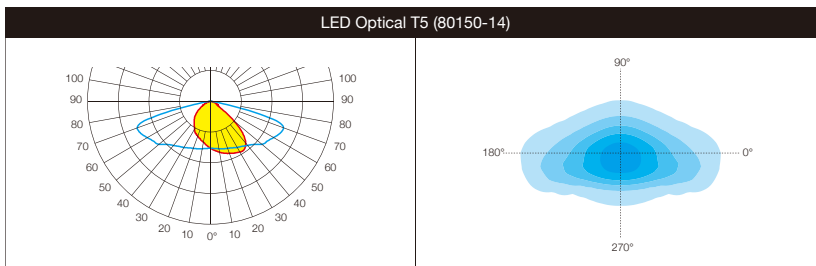


Ø76 Fixing Option

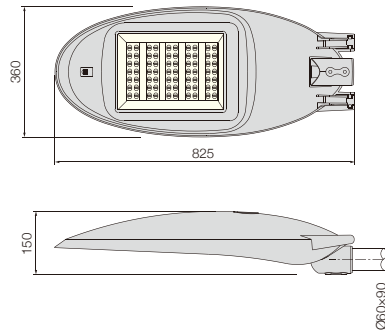




## 应用透镜 Optical Application



## 尺寸简图 Dimensions



## 技术参数表 Technology Data

货号 Code	光源 Lamp	功率 Output power	LED颗数 LED Pcs	净重 N.W.(kg)	毛重 G.W.(kg)	包装尺寸 Packing box size (mm)	装箱数量 Quantity in a container	
							Pcs/20"	Pcs/40"
KTSL4001MLED100-42	3535 5050	100W	42	11.7	14.7	880×410×230	340	690
KTSL4001MLED120-56		120W	56	11.8	14.8			
KTSL4001MLED100-70		100W	70	12	15			
KTSL4001MLED150-70		150W	70	12	15			
KTSL4001MLED150-98		150W	98	12	15			
KTSL4001MLED180-98		180W	98	12	15			
KTSL4001MNLED120-48		120W	48	12	15			
KTSL4001MNLED150-64		150W	64	12	15			
KTSL4001MNLED180-64		180W	64	12	15			

# KTSL4001 S/SN

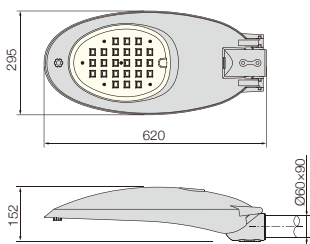


## 简述

灯体材质: 铝合金压铸成型  
 光学部件: 耐高温PP塑料反射罩, 表面UV处理, 超白钢化玻璃  
 电器板: 电镀锌铁板, 特殊螺钉扣紧器  
 表面处理: 防紫外线纯聚酯塑粉喷涂  
 安装高度: 4-7m  
 固定方式: Ø60 / Ø76钢管侧装或竖装, 角度可调

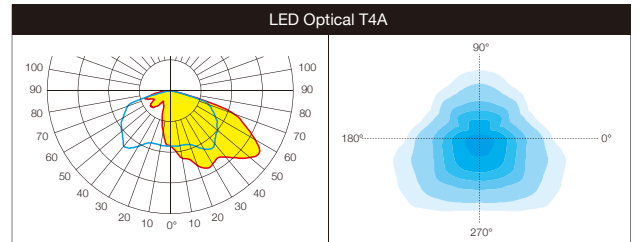
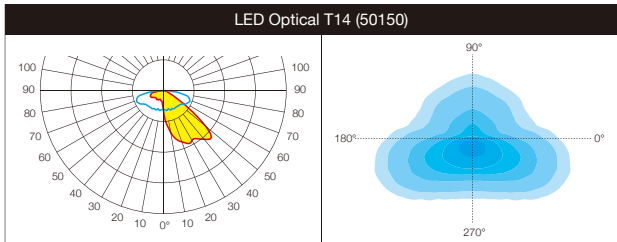
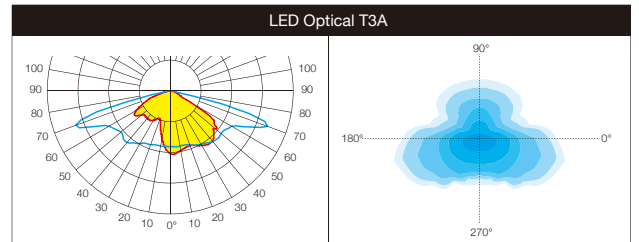
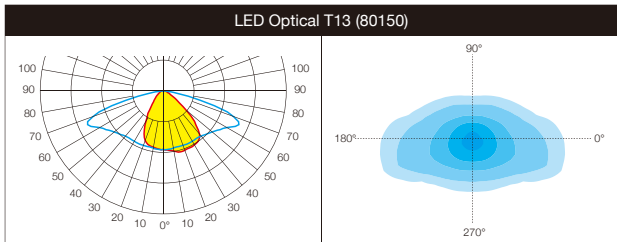
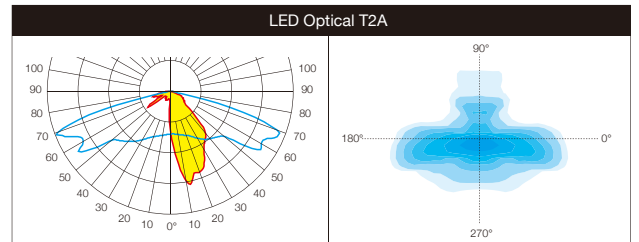
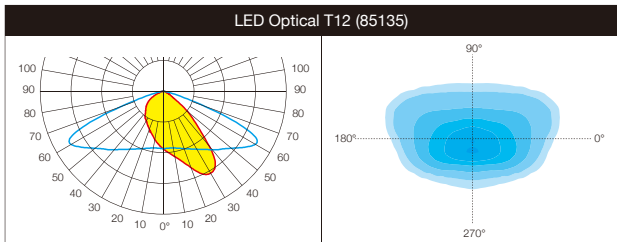
## Description

Body: Die-cast aluminium.  
 Optical system: Anodized PP plastic reflector and special light distribution lens, diffuser with super white tempered glass.  
 Gear plate: Aluminium plate, special screw fastening.  
 Finishing: Surface anti-ageing electrostatic spray processing, super resistance to corrosion.  
 Assembling height: 4-7m.  
 Fixing: Top or side fitting Ø60mm or Ø76mm, angle can be adjustable.





## 应用透镜 Optical Application



## 技术参数表 Technology Data

货号 Code	光源 Lamp	功率 Output power	LED颗数 LED Pcs	净重 N.W.(kg)	毛重 G.W.(kg)	包装尺寸 Packing box size (mm)	装箱数量 Quantity in a container	
							Pcs/20"	Pcs/40"
KTSL4001SLED40-24	3535 5050	40W	24	6.3	7.3	670×335×190	612	1260
KTSL4001SLED60-24		60W	24	6.3	7.3			
KTSL4001SLED60-36		60W	36	6.5	7.5			
KTSL4001SLED80-36		80W	36	6.5	7.5			
KTSL4001SLED100-48		100W	48	6.8	7.8			
KTSL4001SNLED40-16		40W	16	6.3	7.3			
KTSL4001SNLED60-32		60W	32	6.3	7.3			
KTSL4001SNLED80-32		80W	32	6.5	7.5			
KTSL4001SNLED100-32		100W	32	6.8	7.8			

# KTSL4001S1




## 简述

灯体材质: 铝合金压铸成型  
光学部件: 模块式配光透镜, 超白钢化玻璃  
电器板: 镀锌铁板, 按钮式自动脱卸扣紧器  
电器: 开合断路器连接器  
表面处理: 防紫外线纯聚酯塑粉喷涂  
安装高度: 3-6m  
固定方式: Ø60 / Ø76钢管侧装或竖装, 角度可调

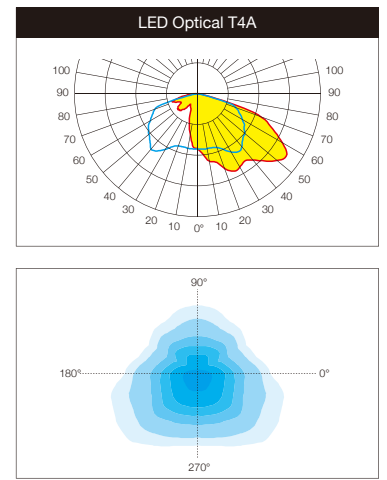
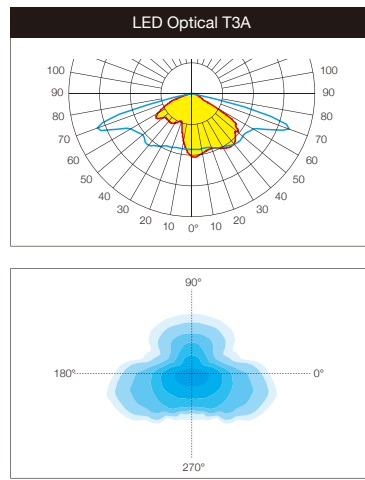
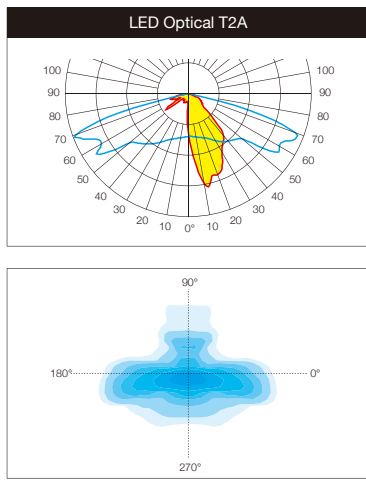
## Description

Body: Die-cast aluminium.  
Optical system: Adopt modular light distribution lens, diffuser with super white tempered glass.  
Gear plate: Galvanized steel plate, button design for opened device.  
Electric: Quick on/off connector when be open.  
Finishing: Surface anti-ageing electrostatic spray processing, super resistance to corrosion.  
Assembling height: 3-6m.  
Fixing: Top or side fitting Ø60mm or Ø76mm, angle can be adjustable.

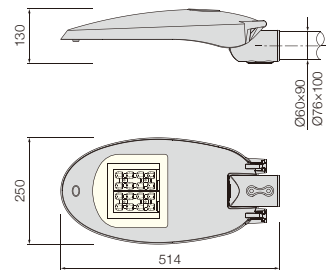




## 应用透镜 Optical Application



## 尺寸简图 Dimensions



## 技术参数表 Technology Data

货号 Code	光源 Lamp	功率 Output power	LED颗数 LED Pcs	净重 N.W.(kg)	毛重 G.W.(kg)	包装尺寸 Packing box size (mm)	装箱数量 Quantity in a container	
							Pcs/20"	Pcs/40"
KTSL4001S1LED20-8	3535 5050	20W	8	4.5	5.3	565×270×165	1176	2464
KTSL4001S1LED30-16		30W	16	4.6	5.4			
KTSL4001S1LED40-16		40W	16	4.6	5.4			
KTSL4001S1LED20-28	3030	20W	28	4.5	5.3			
KTSL4001S1LED40-56		40W	56	4.6	5.4			
KTSL4001S1LED60-64		60W	64	4.6	5.4			